

GCE A level trends – Summer 2023, UK

Table 1 Top GCE A-level subjects in 2023 by entry

Ranking	Subject	% of total	Number of Entries
1 (1)	Mathematics	11.2	96,853
2 (2)	Psychology	9.3	80,493
3 (3)	Biology	8.6	74,650
4 (4)	Chemistry	7.1	61,284
5 (5)	History	5.6	48,378
6 (6)	Sociology	5.5	47,436
7 (8)	Business Studies	5.2	44,852
8 (7)	Art and Design Subjects	5.0	43,464
9 (11)	Economics	4.5	39,141
10 (9)	Physics	4.4	38,379

(2022 ranking in brackets)

Figure 1 Top ten GCE A level subjects as a percentage of the total entry over the period 2014 to 2023

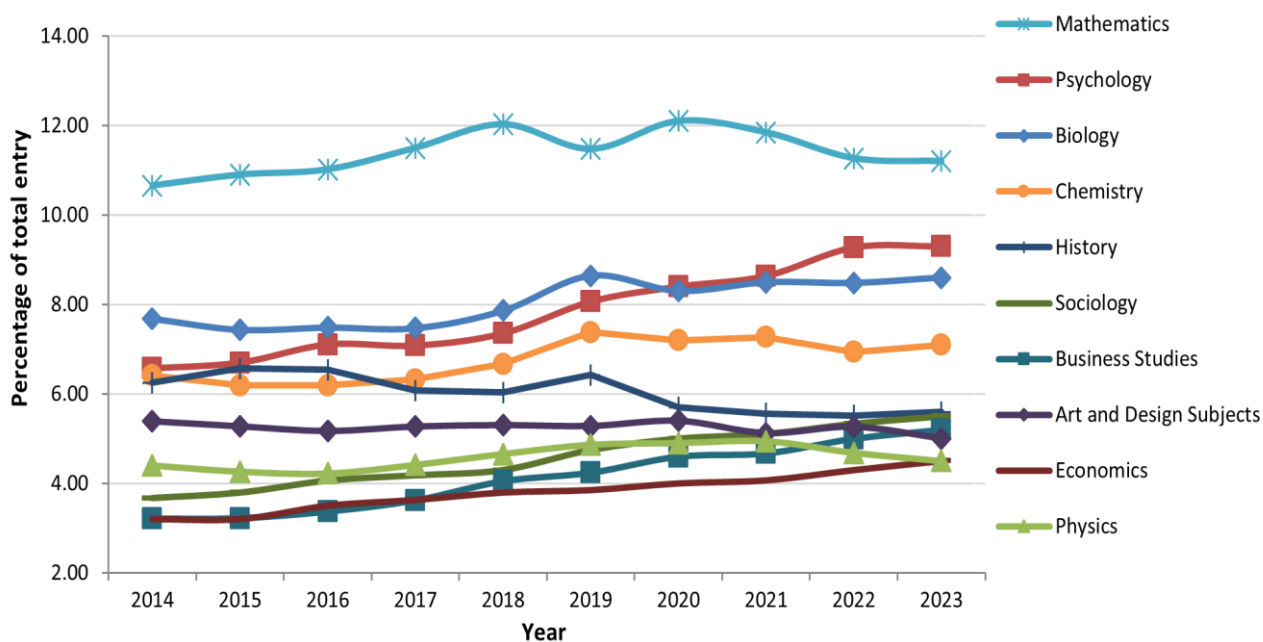


Table 2 Top GCE A level subject increases (changes from 2022-2023)

Ranking	Subject	% Change	2022 Number of Entries	2023 Number of Entries
1 (2)	Computing	16.7	15,693	18,306
2 (21)	Media / Film / TV Studies	10.2	21,055	23,193
3 (4)	Political Studies	8.1	20,496	22,163
4 (7)	Economics	7.3	36,483	39,141
5 (6)	Business Studies	5.6	42,461	44,852
6 (8)	Sociology	4.8	45,281	47,436
7	Chemistry	4.1	58,881	61,284
8 (19)	Biology	3.7	71,979	74,650
9 (20)	History	3.3	46,819	48,378
10 (2)	English Literature	2.7	35,791	36,743

(2022 ranking in brackets. Subjects over 5000 entries shown. Subjects having a year-on-year decrease in 2022 are shown as blank.)

Figure 2 Top GCE A level subject increases, 2023

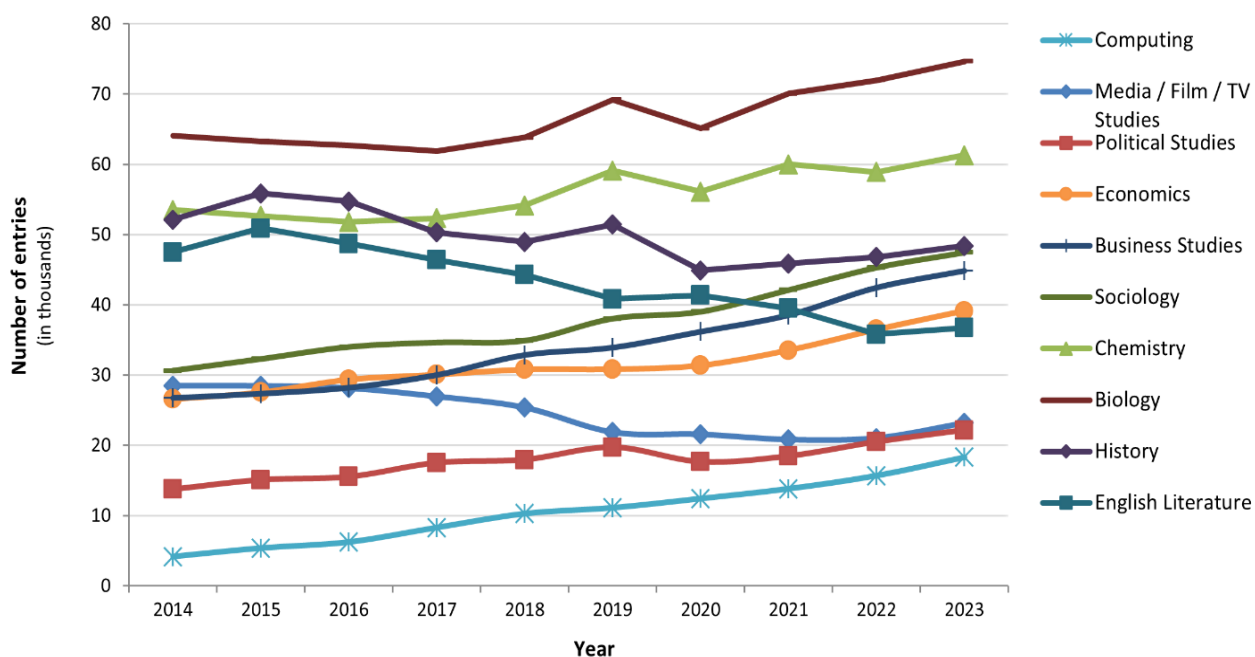


Table 3 GCE A level subject decreases (changes from 2022-2023)

Ranking	Subject	% Change	2022 Number of Entries	2023 Number of Entries
1	German	-15.9	2,803	2,358
2 (10)	Performing / Expressive Arts	-12.8	1,380	1,203
3 (3)	French	-10.9	7,929	7,063
4 (11)	Spanish	-10.8	9,088	8,110
5	Drama	-7.6	9,953	9,200
6 (12)	English Language	-7.5	14,476	13,394
7	Music	-7.2	5,916	5,493
8	Design and Technology	-6.7	11,404	10,639
9 (5)	Religious Studies	-5.3	17,789	16,853
10 (8)	ICT	-4.6	1,403	1,338

(2022 ranking in brackets. Subjects over 1000 entries shown. Subjects having a year-on-increase in 2022 are shown as blank.)

Figure 3 Top GCE A level subject decreases, 2023

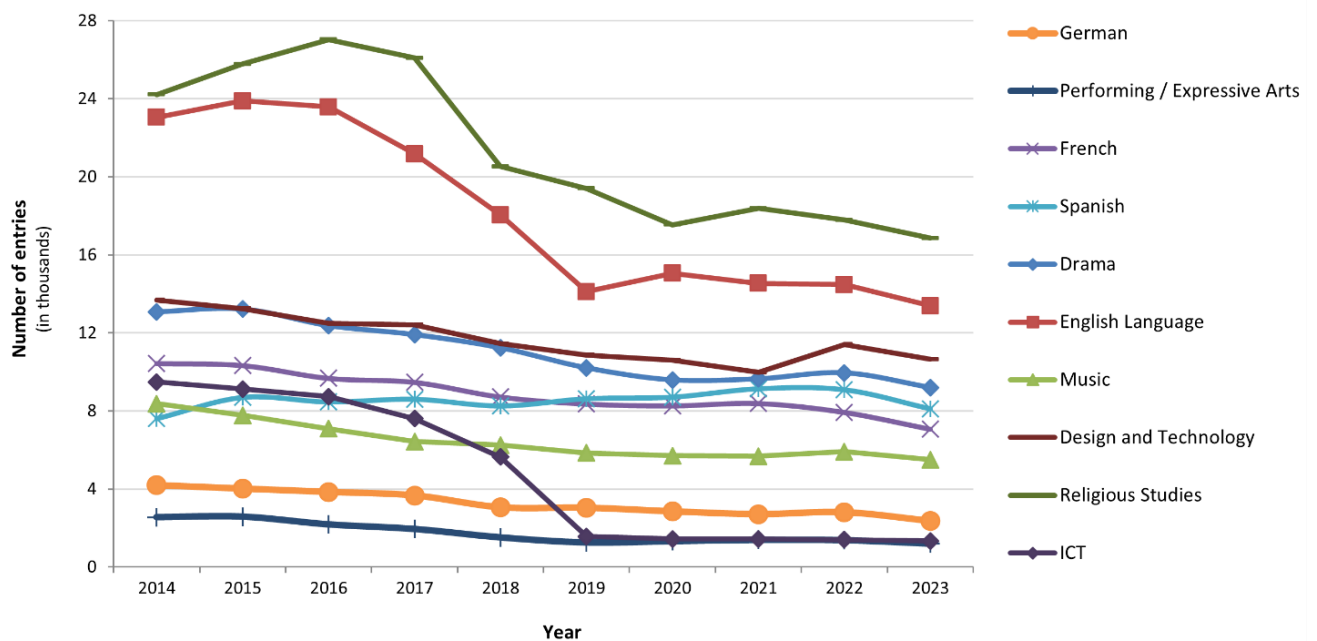


Figure 4 GCE A level sciences, 2014-2023

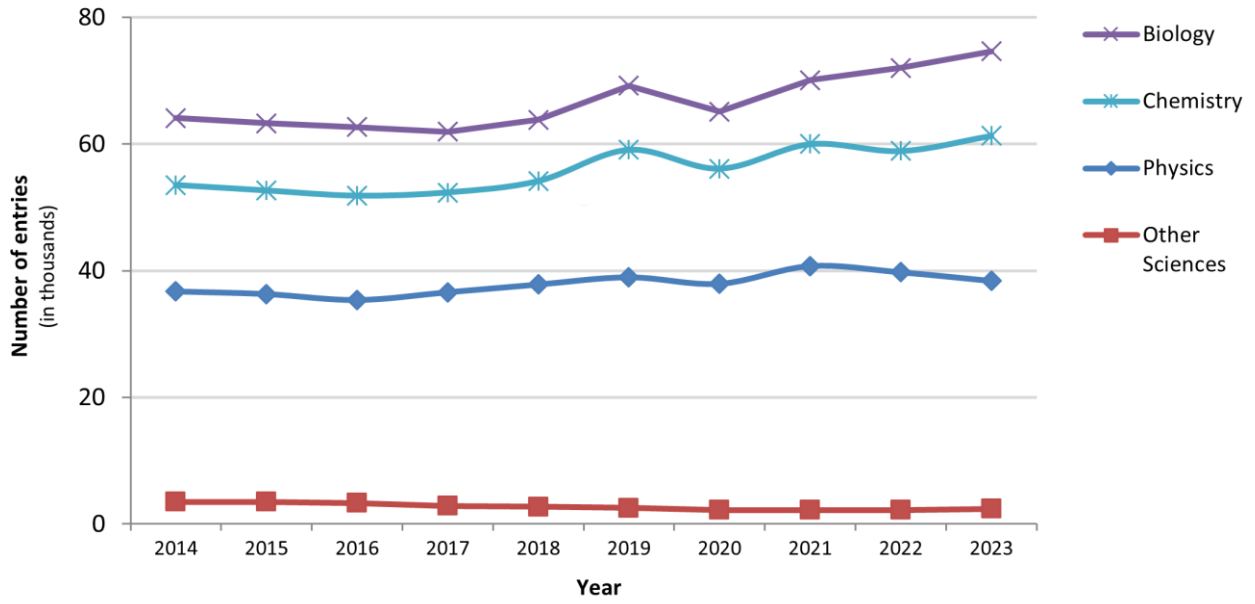
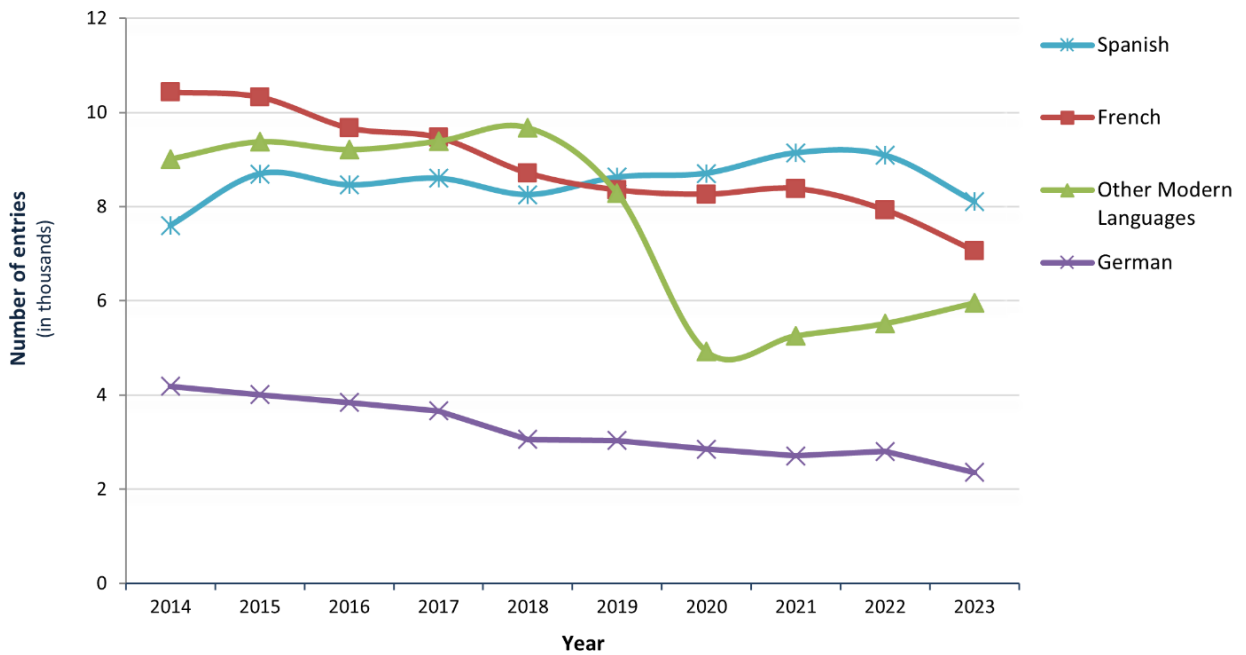


Figure 5 GCE A level languages, 2014-2023



GCE AS level trends – Summer 2023, UK

Table 4 Top GCE AS level subjects in 2023

Ranking	Subject	% of total	Number of Entries
1 (1)	Mathematics	11.9	16,844
2 (2)	Biology	9.2	13,029
3 (4)	Chemistry	7.3	10,306
4 (3)	Psychology	7.0	9,891
5 (6)	Business Studies	5.4	7,663
6 (8)	Physics	5.4	7,563
7 (5)	Sociology	5.3	7,416
8 (7)	History	5.0	7,055
9 (10)	English Literature	4.1	5,797
10 (12)	Mathematics (Further)	3.8	5,334

(2022 ranking in brackets)

Figure 6 Top ten AS level subjects as a percentage of the total entry over the period 2014 to 2023

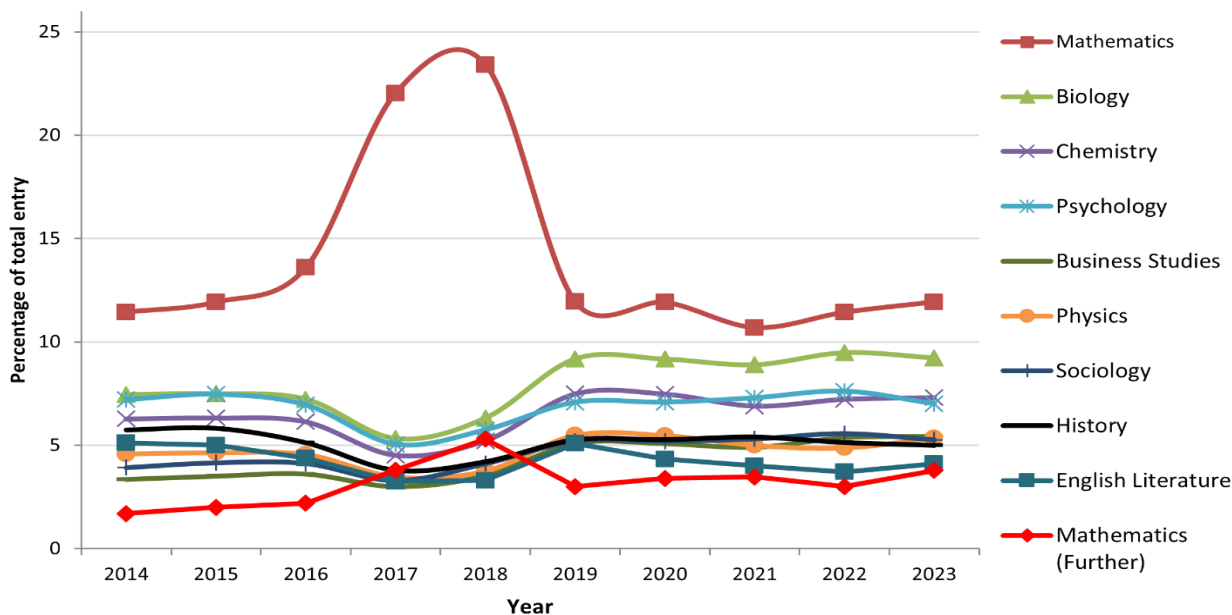


Table 5 GCE AS level subject decreases (changes from 2022-2023)

Ranking	Subject	% change	2022 Number of Entries	2023 Number of Entries
1 (13)	ICT	-12.6	1,588	1,388
2 (17)	Geography	-7.1	5,384	5,001
3	Psychology	-4.2	10,322	9,891
4	H&SC (double award)	-3.2	1,062	1,028
5	Sociology	-1.4	7,525	7,416
6 (3)	Religious Studies	-1.0	3,596	3,561
7 (9)	Media / Film / TV Studies	-0.6	3,388	3,368
8	H&SC (single award)	-0.4	3,865	3,851

(2022 ranking in brackets. Subjects over 1000 entries shown. Subjects having a year-on-year increase in 2022 are shown as blank.)

Figure 7 GCE AS level subject decreases, 2023

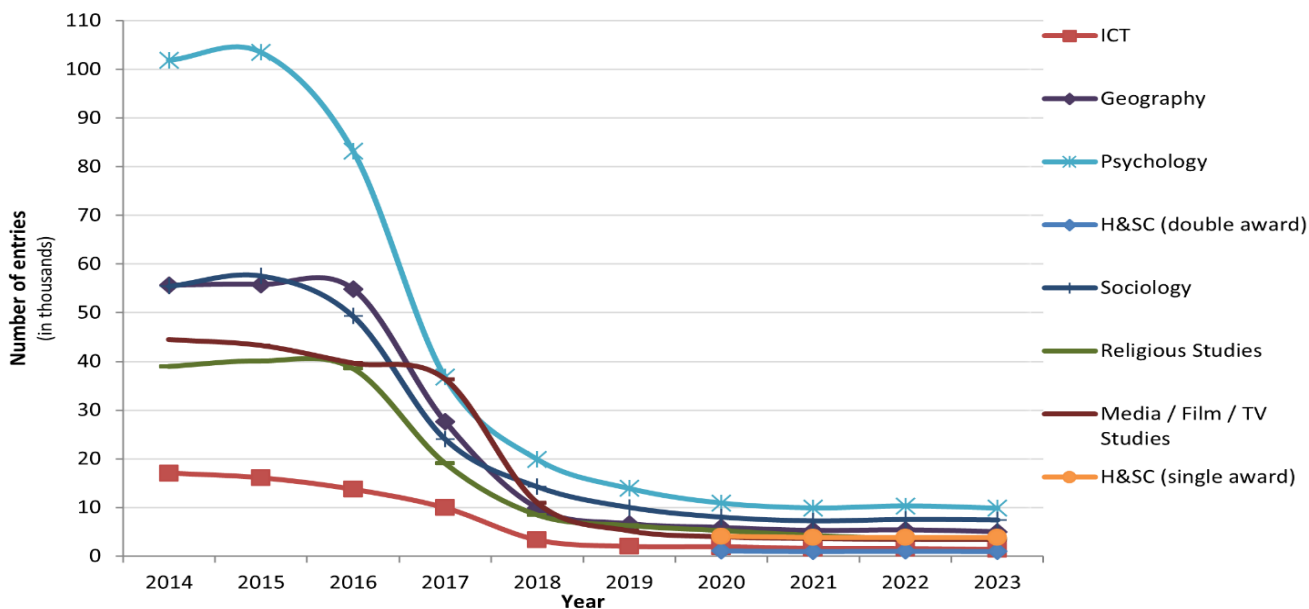


Figure 8 GCE AS level sciences, 2014-2023

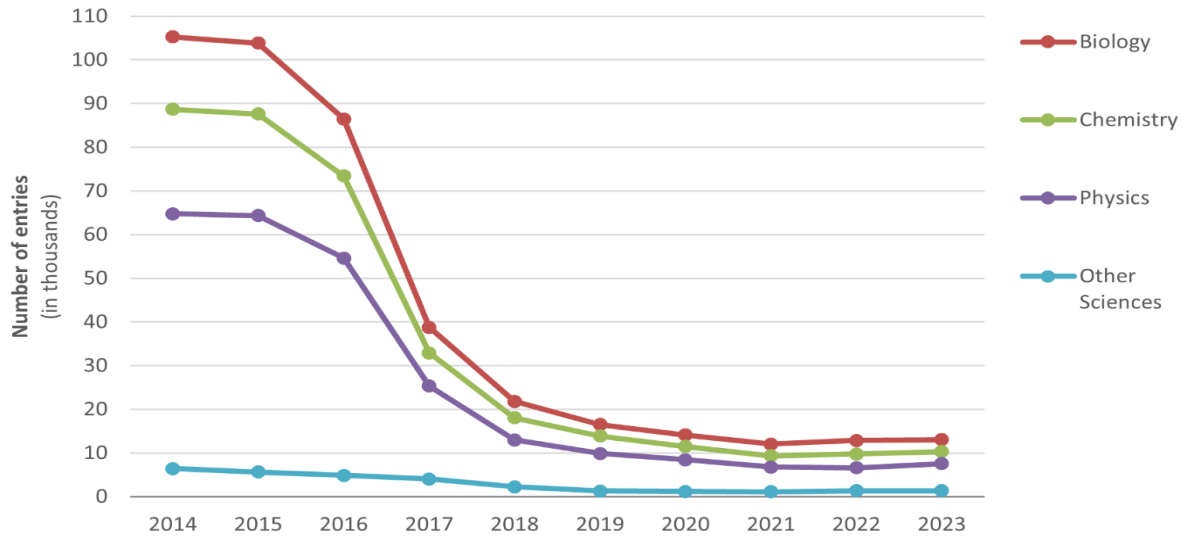
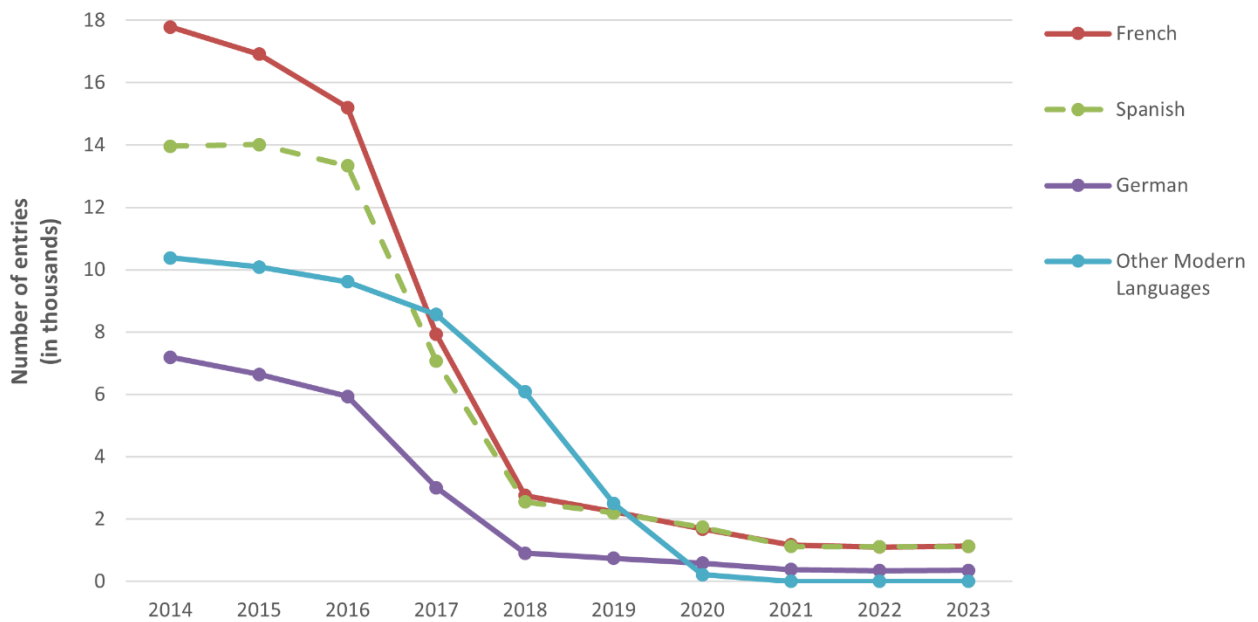


Figure 9 GCE AS level languages, 2014-2023



Level 3 Extended Project trend

Table 6 Changes from 2022-2023

Subject	% change	2022 Number of Entries	2023 Number of Entries
Extended Project	-3.6	38,476	37,110

AEA trend

Table 7 Changes from 2022-2023

Subject	% change	2022 Number of Entries	2023 Number of Entries
AEA Mathematics	16.0	276	319